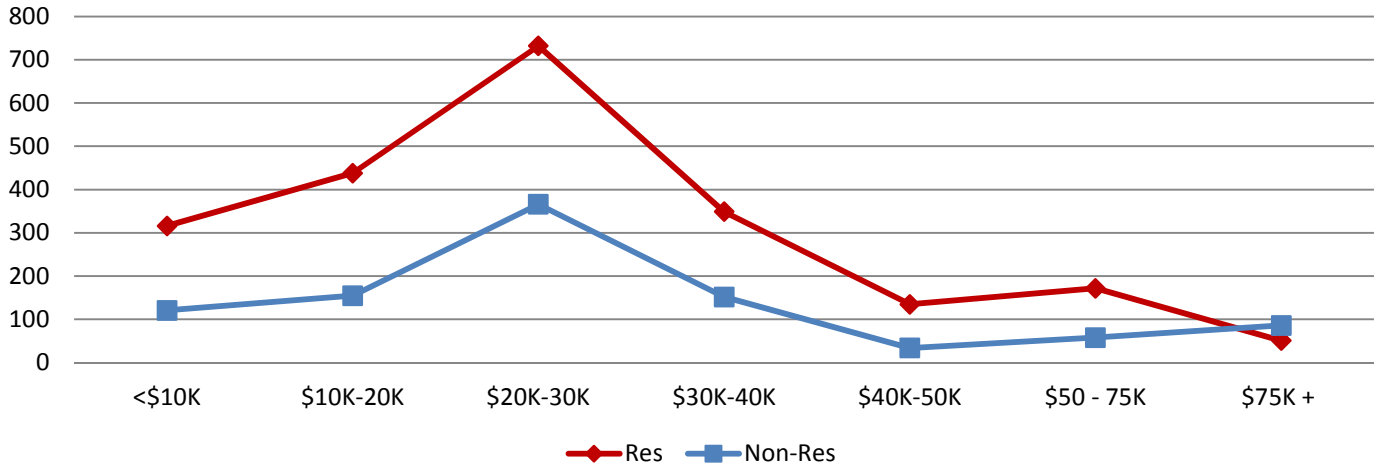


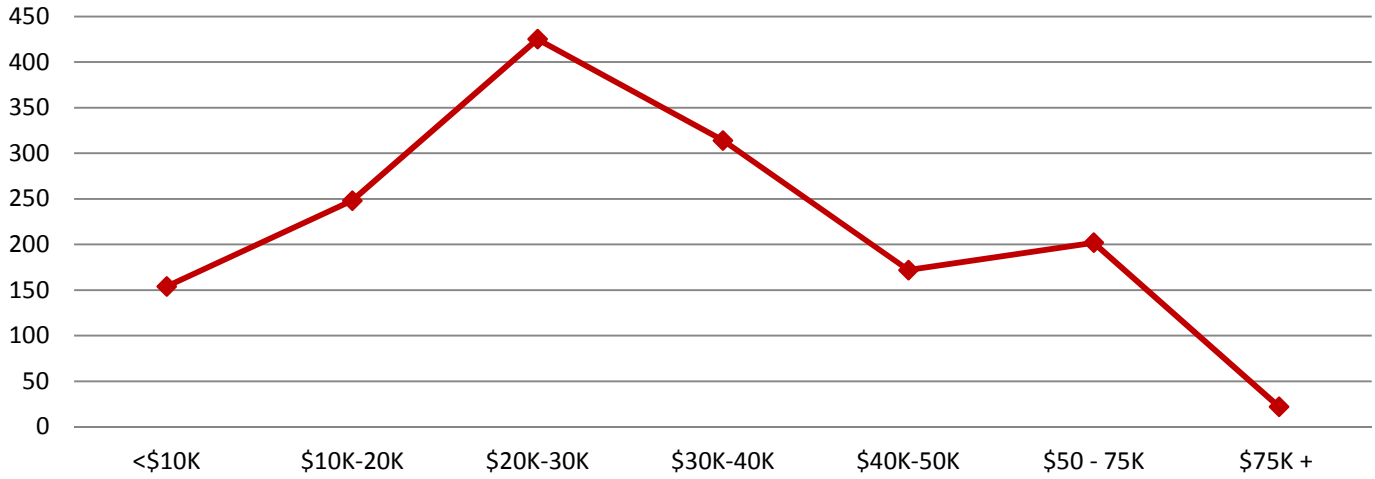
BL 2011-12 Loan Debt by Residency



	Resident	Non-Resident	Total
BA/BS Graduates*	3,680	2,355	6,035
Avg. Loan Debt	\$27,135	\$32,456	\$28,769
Median Loan Debt	\$25,719	\$26,991	\$26,492
% Without Loans	40%	59%	48%

* Began at IU

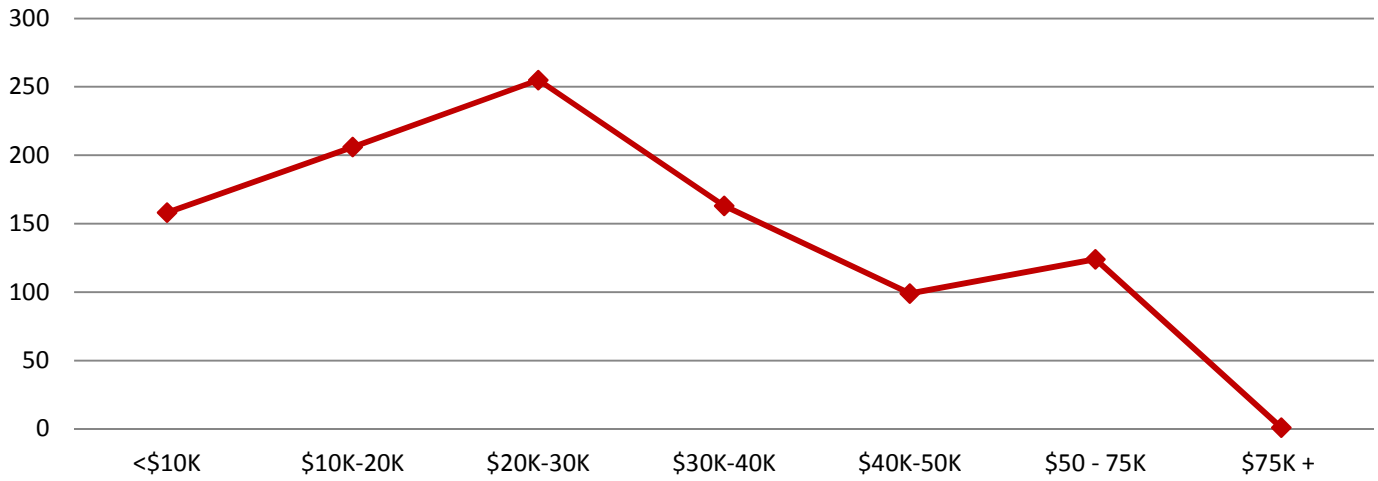
IUPUI 2011-12 Resident Loan Debt



	Resident	Non-Resident	Total
BA/BS Graduates*	2,002	99	2,101
Avg. Loan Debt	\$30,804	\$26,548	\$30,752
Median Loan Debt	\$28,574	\$22,557	\$28,500
% Without Loans	23%	81%	26%

* Began at IU

Regionals 2011-12 Resident Loan Debt



	Resident	Non-Resident	Total
BA/BS Graduates*	1,359	102	1,461
Avg. Loan Debt	\$27,559	\$30,025	\$27,678
Median Loan Debt	\$26,384	\$27,115	\$26,418
% Without Loans	26%	50%	28%

* Began at IU